

**Overview**

- 16 ... 120 mm
- pulsed red laser diode
- analog
- Teach-in: button / external
- connector M8 4 pin
- 50 °C
- IP 67



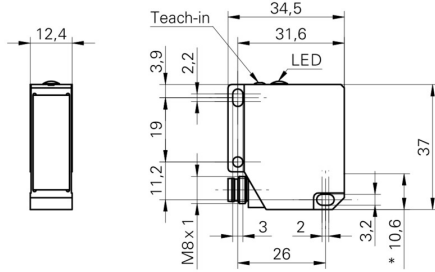
Picture similar



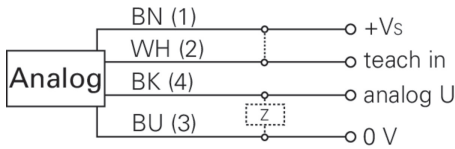
**Technical data**

General data		Electrical data	
Measuring distance Sd	16 ... 120 mm	Current consumption max. (no load)	100 mA
Beam diameter	0,9 ... 0,5 mm	Output circuit	Analog
Adjustment	Teach-in: button / external	Output signal	0 ... 10 VDC
Teach-in range min.	> 2 mm	Load resistance	> 100 kOhm
Power on indication	LED green	Short circuit protection	Yes
Soiled lens indicator	LED red	Reverse polarity protection	Yes, Vs to GND
Resolution	2 ... 120 $\mu$ m	Mechanical data	
Linearity error	$\pm 0,015 \dots 0,35$ mm	Width / diameter	12,4 mm
Beam type	Point	Height / length	37 mm
Interference suppression	< 30 ms	Depth	34,5 mm
Temperature drift	< 0,06 % Sde/K	Type	Rectangular
Light Source		Housing material	Die-cast zinc
Light source	Pulsed red laser diode	Front (optics)	Glass
Wave length	650 nm	Connection types	Connector M8 4 pin
Laser class	2	Ambient conditions	
Electrical data		Ambient light immunity	< 30 kLux
Response time / release time	< 0,9 ms	Operating temperature	0 ... +50 °C
Voltage supply range +Vs	12 ... 28 VDC	Protection class	IP 67

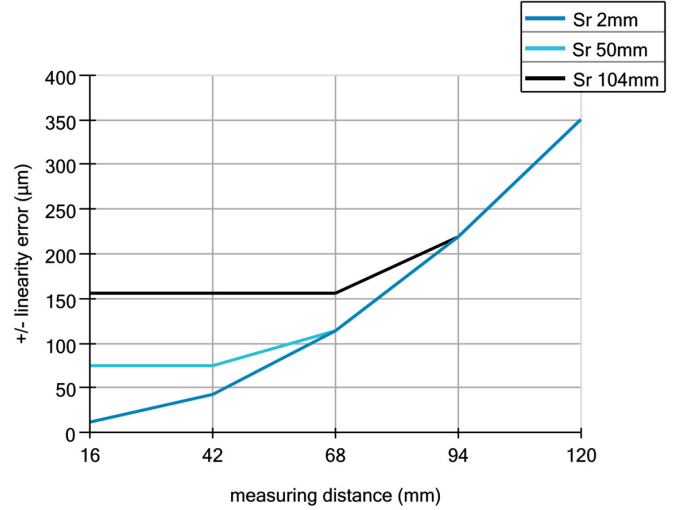
**Dimension drawing**



**Connection diagram**



**Linearity error**



**Laser warning**

**LASER RADIATION**  
DO NOT STARE INTO BEAM  
Wavelength: 640...670nm  
IEC 60825-1, Ed. 3, 2014  
CLASS 2 LASER PRODUCT

IEC 60825-1/2014 Complies with 21 CFR 1040.10 and 1040.11 except for conformance with IEC 60825-1 Ed. 3., as described in Laser Notice No. 56, dated May 8, 2019

**Resolution**

